



## HEARTHSTONE TIMBERFRAME

### Standard Specifications

**DESIGN** ¼ inch scale CAD architectural drawings including four elevations, floor plans, cross-sections and foundations plan provided with each Hearthstone home. Scaled plans available for additional fee, upon request.

**FRAME** Boxed heart of White Oak, planed surfaces with edges rounded and chamfered. All timbers graded and stamped in accordance with Timber Products Inspection standards. Other timber species available upon request.

**FRAME JOINERY** Principle bent and purlin design with traditional housed, mortise and tenon joinery, secured with one inch oak pegs. Braces are curved and centered.

**WALL PANELS R-24** expanded polystyrene core structural wall panels, precut with splines, adhesive, foam sealant and spikes included. Panels are sheathed with OSB on both sides. Alternate panels are available upon request.

**ROOF PANELS R-30-38** Depending on client specs, expanded polystyrene core sheetrock roof panels, precut with splines, adhesive, foam sealant, spikes and 2x6 or 2x8 sheetrock on the interior side. Alternative panels are available upon request.

**DECKING 2X6** or 2x8 TONGUE AND GROOVE #2 BETTER SECOND FLOOR DECKING (1<sup>ST</sup> FLOOR CEILING FINISH). Installed by owner.

**PORCHES** Heavy timber exterior covered porch material available in pine with finish materials to compliment the house.

**WINDOWS** Consider providing from local supplier.

**EXTERIOR DOORS** Consider providing from local supplier. Hearthstone can provide antique heart pine door with sidelights, however, you may prefer to consult your local supplier in order to find a door that best suits your particular design needs.

**EXTERIOR SIDING** By owner

**EXTERIOR TRIM** By owner

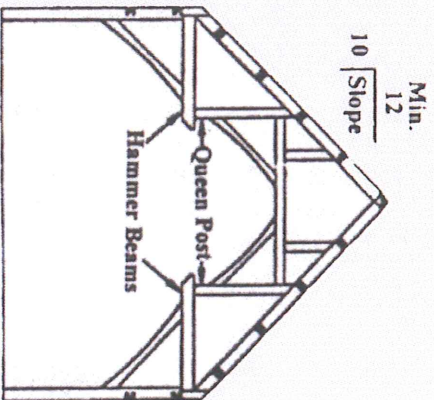
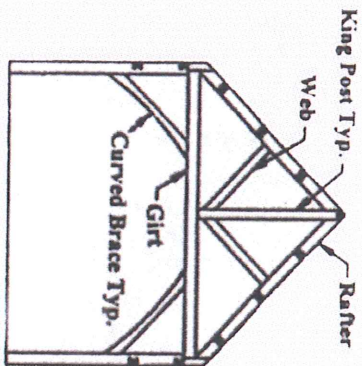
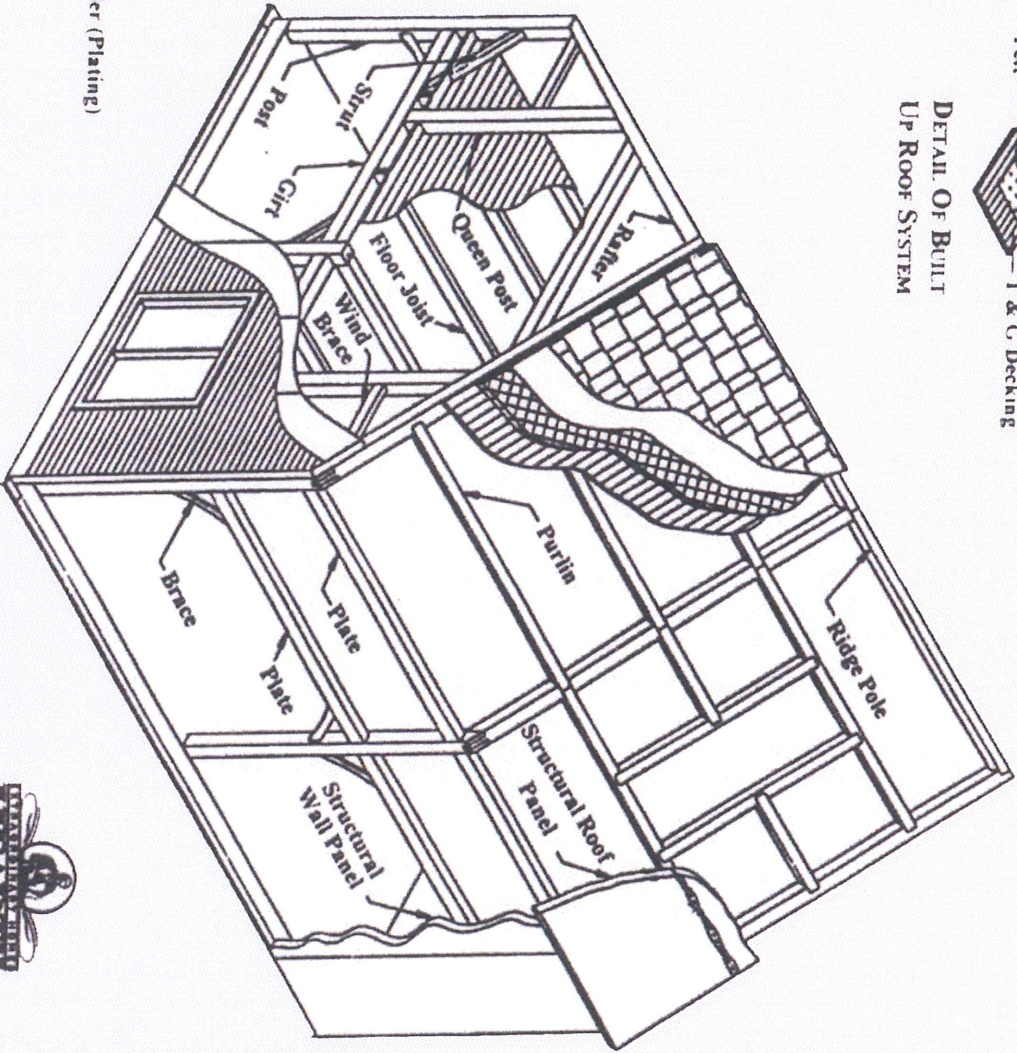
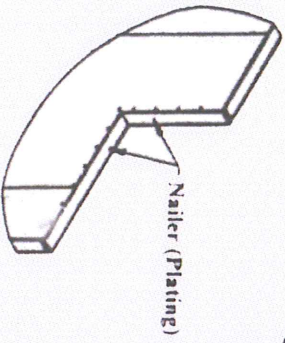

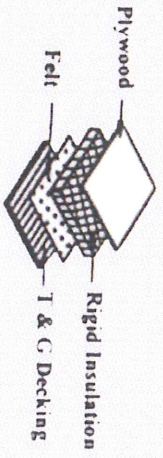
**ROOFING** By owner

**CONSTRUCTION SERVICES** The Timberframe and wall and roof panels will be erected and installed on client's foundation and sub floor. Roof panels will be covered with 30 pound felt as temporary dry-in. Heavy timber porch materials typically installed by owner.

**All materials and services are subject to change at the discretion of the manufacturer. Please contact your authorized representative for details and refer to your Hearthstone Proposal for accurate pricing and specifications.**

HEARTHSTONE HOMES  
PO BOX 1177  
BOONE, NC 28607  
828-963-8077  
[www.mountainconstruction.com](http://www.mountainconstruction.com)

# TIMBER FRAME HOME SPECIFICATIONS



WINDOW/DOOR JAMB DETAIL

